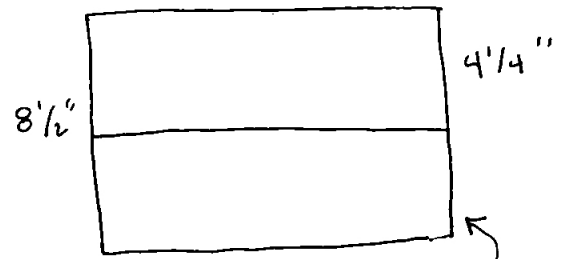


To Create a Gratitude Circle Accordion Book,

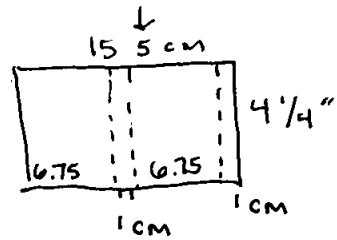
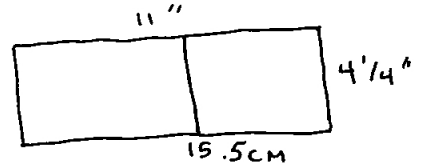
You will need:

- 2 8 1/2 x 11" pieces of paper
- Ruler
- Scissor or Xacto knife
- Glue
- Pencil
- OPTIONAL: bone folder

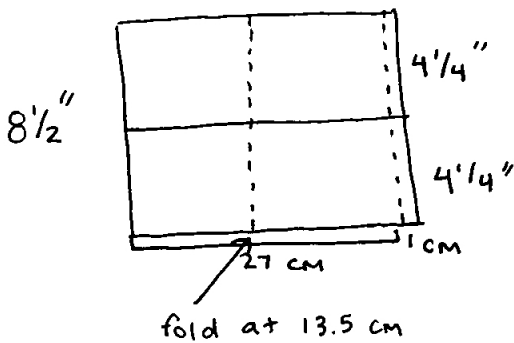
With the second piece of paper,



use one of these

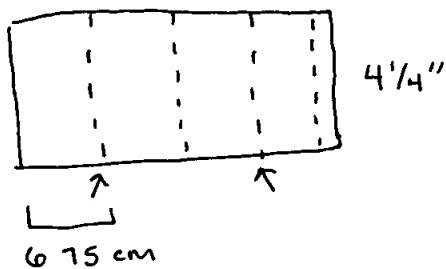


With the first sheet of paper,

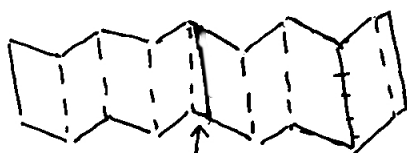


fold ---
cut —

with each 11 x 4 1/4", fold halfway between each of the original folds



then glue the 11 x 4 1/4" panels together using the flap of one



← this flap will be used to attach the covers